



UVICURE[®] PLUS II UV POWER PUCK[®] II

The radiometers that first set the standard for the UV industry are now setting a new standard with advanced features and an easy to read display, multiple user selectable modes, and PC communications for data logging and trending capabilities.

UVICURE Plus II and UV Power Puck II are widely used throughout the global UV industry. With user selectable sample rates, these reliable instruments can be used for fast conveyor lines or slower lines.

Standard Features and Benefits Include:

Easy to Use. Single Button for On/Off and Run

UV Data Displayed on One Screen for Up to 4 Bands. Data is simultaneously collected for up to 4 bands on the UV Power Puck II, then displayed on a single screen in mW/cm² and mJ/cm² for quick and easy viewing by the operator. No need to toggle through all eight readings, one screen at a time. Soft buttons are used for function selections, and are indicated on the bottom of the display for easy operator selection and use.

Standard EIT Bandwidths (UVA, UVB, UVC, UVV) and the introduction of EIT UVA2

EIT's standard bandwidths - (UVA (320-390nm), UVB (280-320nm), UVC (250-260nm), UVV (395-445nm) as well as our new UVA2 (380-410nm) bandwidth are available in the Uvicure Plus II and UV Power Puck II. UVA2 can be used to measure LEDs in the +/- 390nm range as well as additive (mercury-iron, mercury gallium) bulbs. UVA2 is available in a single channel Uvicure Plus II or UV Power Puck II with UVA, UVA2, UVB, & UVV.

Operating Ranges

The Uvicure Plus II or UV Power Puck II instruments are now available in three operating or dynamic ranges. The standard (10 Watt) unit works well for high power curing applications. The new Mid Range unit (1 Watt) works well with lower power arc lamps and applications with lamps that are non-focused or a little further away from the cure surface. The Low Power unit (100 mW) works well in exposure systems and applications with low power lamps.

Setup Function

Provides user selectable instrument default modes for data analysis and comparison, screen, and operational settings.

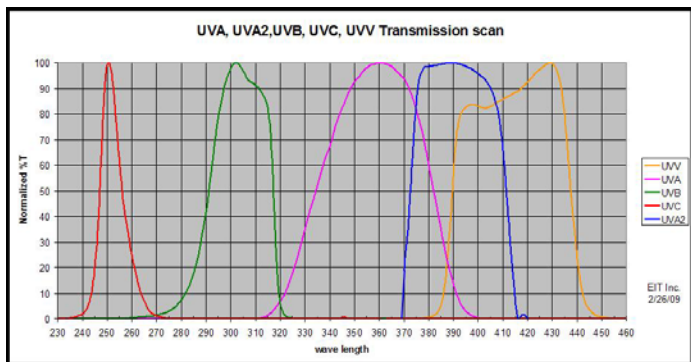

Graph Mode

A graph illustrating the collected UV irradiance and energy is displayed for each of the UV bands. Data is expressed in mW/cm² vs. time.

User Selectable Sample Rate

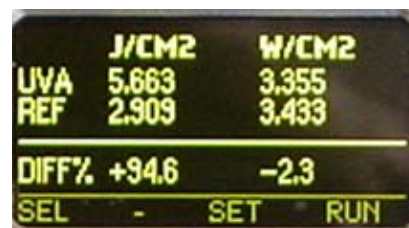
Smooth On Data: Compatible with previous sampling rate on Power Puck versions

Smooth Off Data: Compatible with UV PowerMAP sampling rate at over 2000 samples per second.



Reference Mode

Used for comparison between readings. Can be useful for system setup and troubleshooting. The user can store the selected UV reading in the radiometer as a base line or reference reading, then compare that reading to another. The radiometer will display both readings and indicate the percentage of change between readings. Data is displayed in mJ/cm² and mW/cm², and percentage.



Unit of Measure

The unit of measure is user selectable to provide ease of reading for operators. Display the data as you want to see it. Selections are: mJ/cm², mW/cm², J/cm², W/cm², μJ/cm², μW/cm²

Colorful, Easy to Read Display

Select low, medium, or high intensity for the graphical display brightness.

Communications Port

USB Port

Download collected data to a computer for statistical analysis and data logging. Software provided by EIT.

Specifications (Subject to change without notice)

Display	Easy to Read, Yellow Text on Black Background
Suggested Operating Ranges	Standard High Range: UVA, UVB, UVV - 100mW/cm ² to 10W/cm ² / UVC - 10mW/cm ² to 1W/cm ² Mid-Range: UVA, UVB, UVV - 10mW/cm ² to 1W/cm ² / UVC: 1mW/cm ² to 100mW/cm ² Low Power: UVA, UVB, UVV - 1mW/cm ² to 100mW/cm ² / UVC - 1mW/cm ² to 100mW/cm ² Units will "turn on" and display data at irradiance values much lower than the suggested Operating Ranges. The suggested Operating Ranges are where the instrument performs best.
Accuracy	+/- 10%; +/- 5% typical
Spectral Ranges (UV Power Puck® II)	4-channel continuous monitoring .Standard version: 320-390nm (UVA), 280-320nm (UVB), 250-260nm (UVC), 395-445nm (UVV) / UVA2 Version: 380-410nm (UVA2 replaces the UVC band).
Spectral Ranges (UVICURE® Plus II)	1-channel continuous monitoring. 320-390nm (UVA), 380-410nm (UVA2 for LED monitoring and additive bulb monitoring), 280-320nm (UVB), 250-260nm (UVC), 395-445nm (UVV)
Spatial Response	Approximately cosine
Operating Temperature	0-75°C Internal temperature; tolerates high external temperatures for short periods (audible alarm indicates when temperature has exceeded tolerance)
Time-Out Period	2 minutes DISPLAY mode (no key activity). A no time-out mode can be activated by EIT-IM.
Battery	Two user-replaceable AAA Alkaline Cells
Battery Life	Approx. 20 hours with display on
Dimensions	4.60 x 0.50 inches; 117 mm x 12.7 mm (D x H)
Weight	10.1 ounces (289 grams)
Instrument Materials	Aluminum, stainless steel
Carrying Case Material	Cut polyurethane interior, scuff resistant nylon exterior cover
Carrying Case Weight	9 ounces (260 grams)
Carrying Case Dimensions	10.75 x 3.5 x 7.75 inches; 274 x 89 x 197 mm (W x H x D).

This equipment is in conformity with the following standards and therefore bears CE marking: IEC 61326-1:2005, EN55011:1998, EN61000-4-2: 1995, A1: 1998, A2: 2001; EN 61000-4-3: 2002, A1: 2002, following the provisions of the applicable directives: 98/34/EEC and amendments, 89/336/EEC and amendments.



Designed and manufactured in the USA.



Electronic Instrumentation & Technology, LLC., Instrument Markets Group
108 Carpenter Drive, Sterling, VA 20164 USA
Telephone: 703-478-0700 • Fax: 703-478-0815 • www.eit.com

EIT IM 03.11